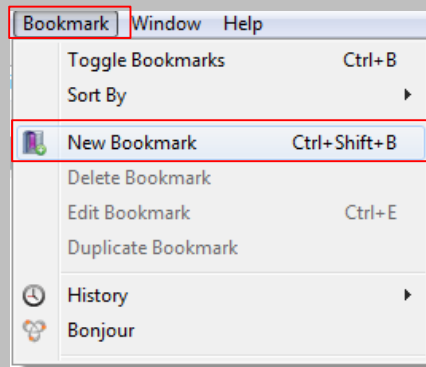


## Step 1: Download Cyberduck

Latest version preferred  
Minimum supported version  
4.6 Nov 2014

## Step 2: Create A New Bookmark



## Step 3: Configure Bookmark

S3 (Amazon Simple Storage Service)

Nickname: filetransferafrica-eu-happymediajob

URL: <https://AKIA3QD4LD9N54ZVE4A@s3.amazonaws.com>

Server: s3.amazonaws.com Port: 443

Access Key ID: AKIA3QD4LD9N54ZVE4A

☐ Anonymous Login

More Options

Path: /filetransferafrica-eu-happymediajob

Connect Mode: Default

Encoding: Default

☐ Use Public Key Authentication  
No Private Key selected

Download Folder: C:\ Choose...

Transfer Files: Open multiple connections

Web URL: <http://s3.amazonaws.com>

Notes:

Timezone: UTC

Select the S3 option from drop down list

Get key from File Transfer Africa download mail. **Make sure not to copy white spaces!**

Don't forget the front / forward slash!

Choose your personal download location

Select "Open multiple connections" from drop down list to make it download faster

Get key from File Transfer Africa download mail. **Make sure not to copy white spaces!**

## Step 4: Login

Login s3.amazonaws.com with username and password. No login credentials could be found in the Keychain.

Access Key ID: AKIAKD6B2O2SPEV7H32Q

Secret Access Key: .....

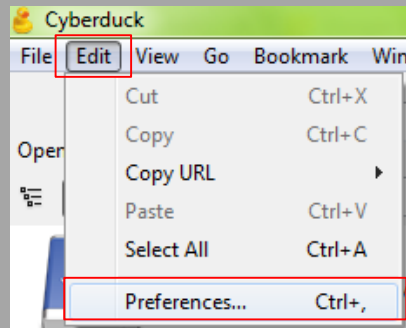
☐ Anonymous Login

☐ Use Public Key Authentication  
No Private Key selected

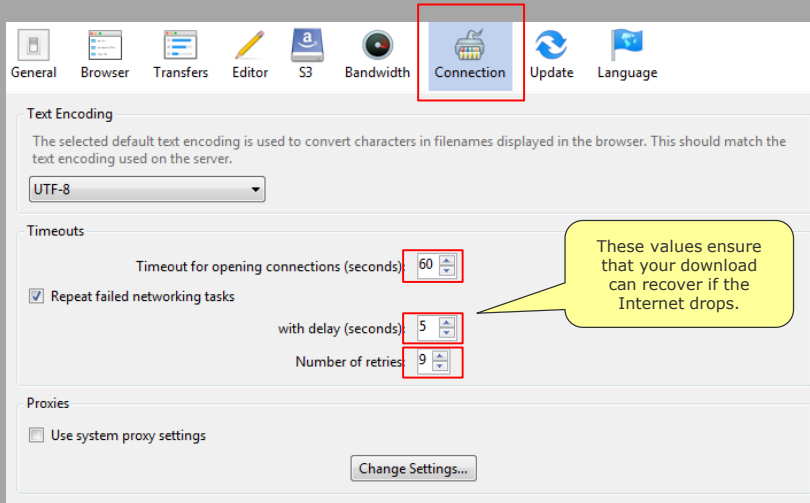
☒ Save password

Login Cancel

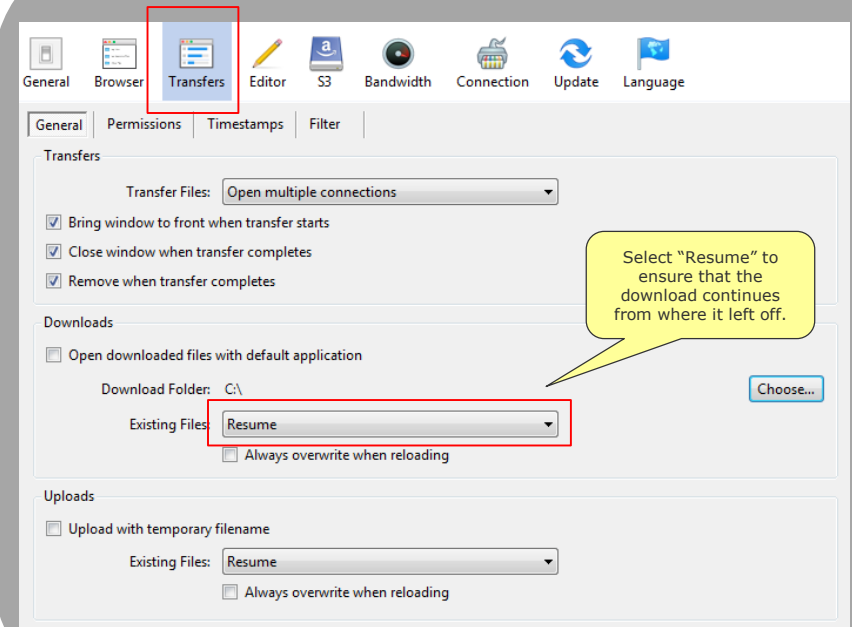
## Step 5: Edit Preferences



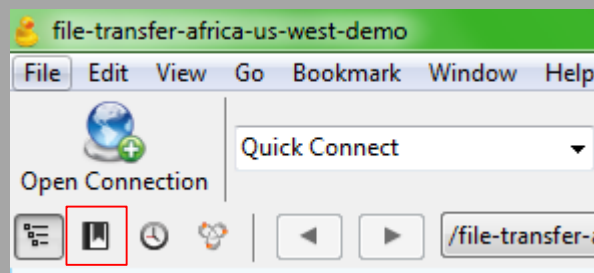
## Step 7: Configure Connections To Recover



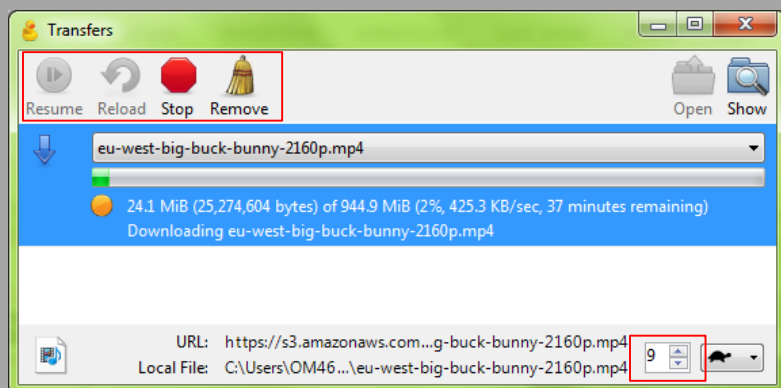
## Step 6: Configure Downloads To Resume



The Browser & Bookmarks tab are convenient ways to switch between and view content of buckets

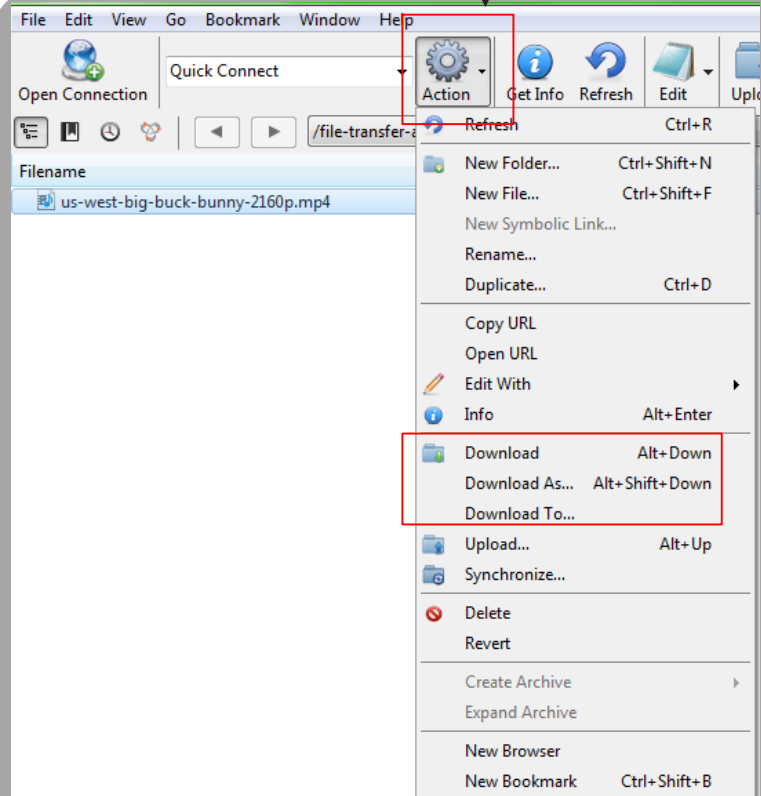


When your download starts the 'Transfers' window will open showing the progress of the download as well as other interaction options



Make sure you set the total number of simultaneous downloads to 9 to improve download performance

Select your files to download using the Browser tab and interact with them using the actions list within the 'Action' drop down menu



## File Transfer Africa Downloading Pro-Tips:

- Always use the latest version of Cyber Duck to minimize potential download issues.
- It is recommended to download using a physical cable and not a WiFi connection, because WiFi connectivity can be unreliable.
- It is recommended that only one person performs the download at a time, to prevent your Internet link from becoming saturated and slowing down the download.